
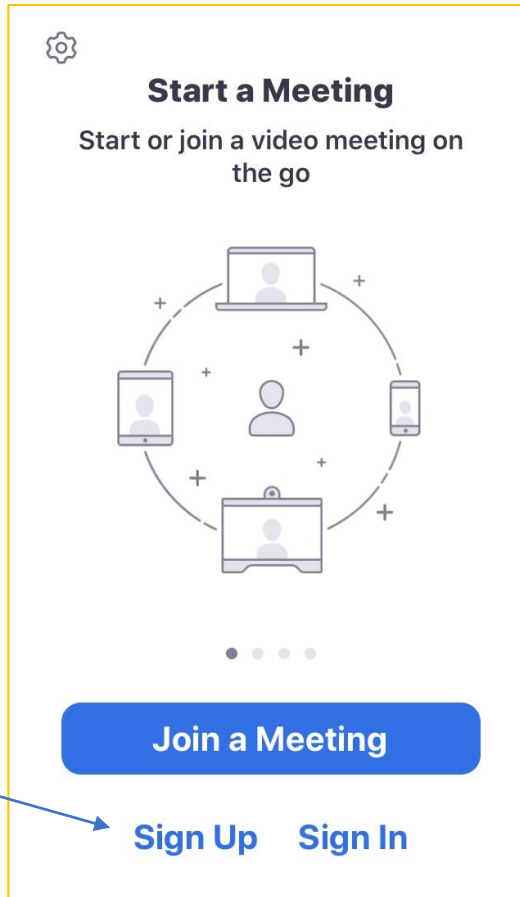


- Download “Zoom” from App store (iPhone) or Playstore (Android Phone)
- 從 App Store (iPhone 或 Playstore (Android Phone) 下載 “Zoom”



If you have not sign up before, please use your email to sign up.

如果您尚未註冊，請使用您的電子郵件進行註冊




Cancel Sign Up Sign Up

Email Address

First Name

Last Name

I agree to the [Terms of Service](#)

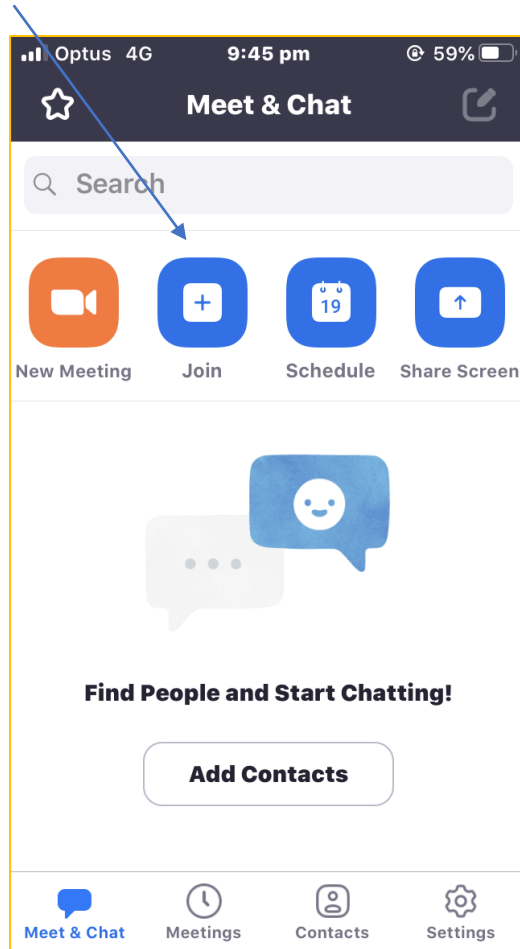


Activate the account via your email;

通過您的電子郵件激活帳戶

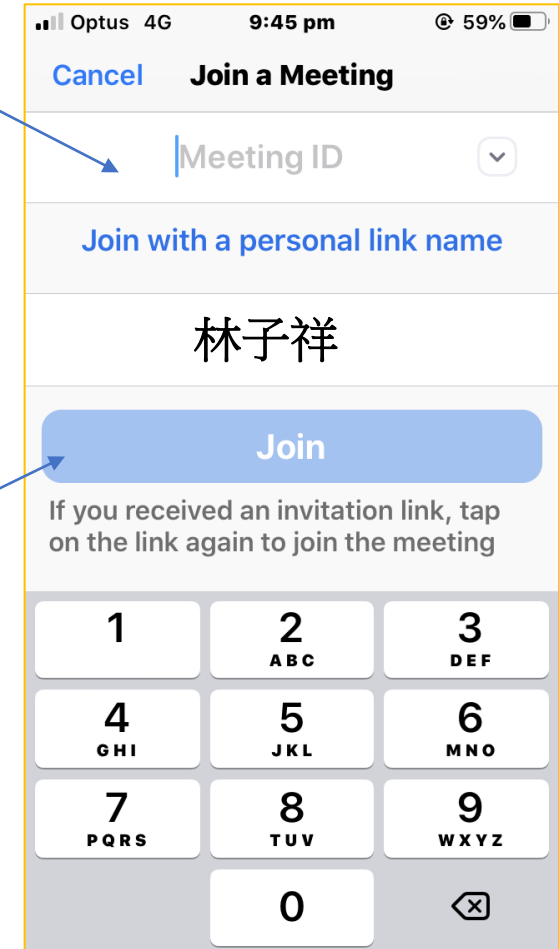
Join the meeting;

參加會議



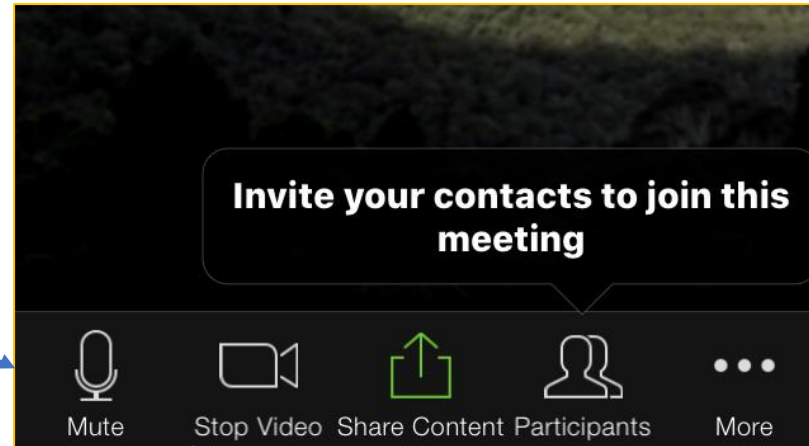
Put in the meeting ID, (host will give you the meeting ID – then “join”)

輸入會議 ID 編號，（會議主持會為您提供會議 ID 編號 – “join”）



Make sure you do NOT
mute while meeting;

注意不要靜音

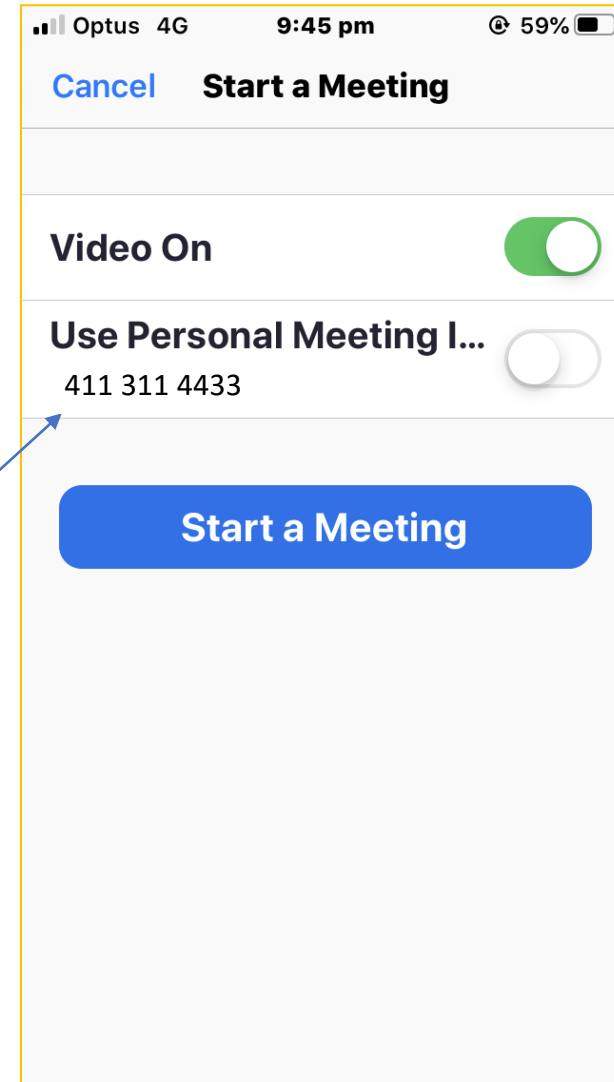


Start Video
開始視頻

FOR HOST
會議主持注意

If you are the host, please tell
your participants the meeting ID,
(e.g 411 311 443)

如果您是會議主持，請告訴您的
參加者會議ID編號 (例子: 411
311 4433)



PC version



Download “ZoomInstaller.exe” at

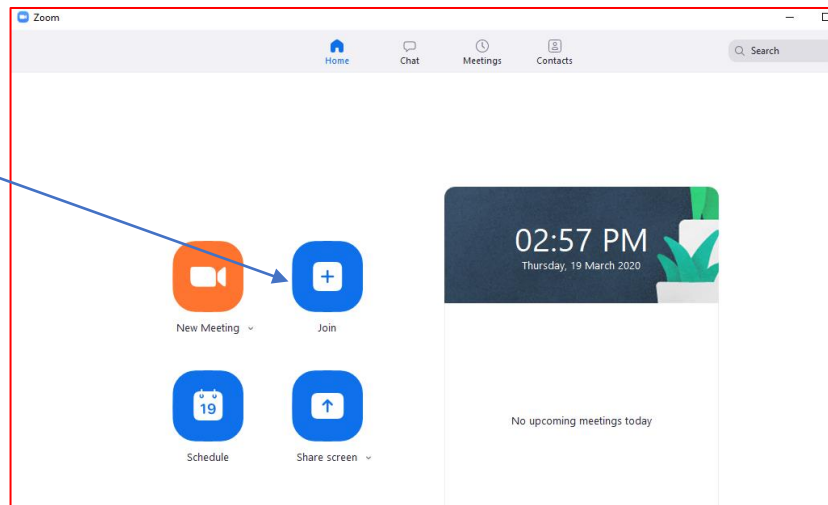
<https://zoom.us/support/download>

下載 “ZoomInstaller.exe”

The screenshot shows the Zoom website's download page. At the top left is the Zoom logo and 'SOLUTIONS' with a dropdown arrow. To the right are links for 'JOIN A MEETING', 'HOST A MEETING' with a dropdown arrow, and 'SIGN IN'. A blue button on the far right says 'SIGN UP, IT'S FREE'. Below the navigation is a light green banner with the text: 'We have developed resources to help you through this challenging time. [Click here](#) to learn more.' The main heading reads 'We're now downloading Zoom ...'. Below this, it says 'Your download should automatically start within seconds. If it doesn't, [restart the download](#)'.

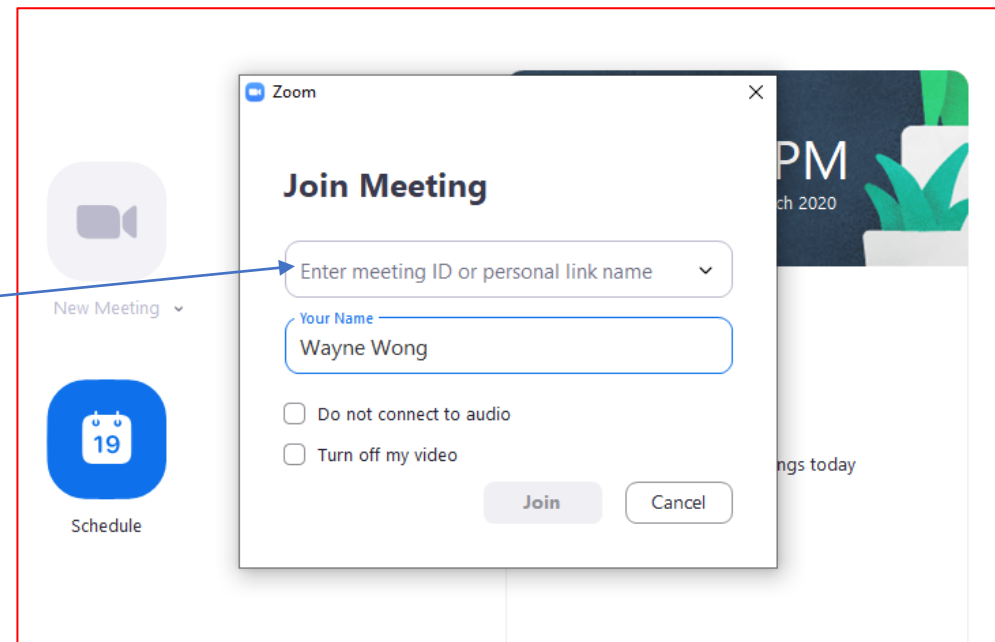
Join the meeting;
參加會議

PC version



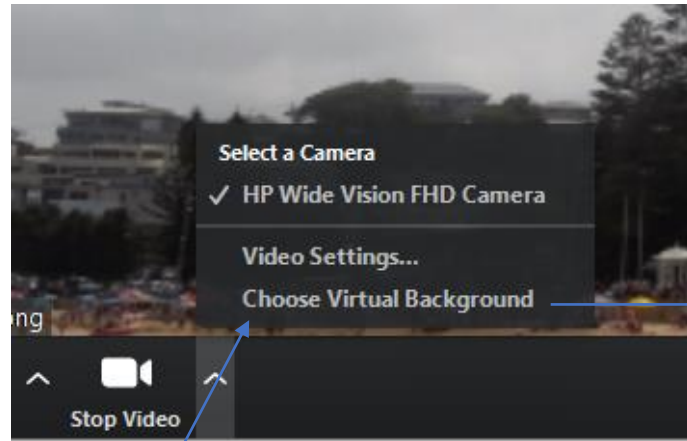
Put in the meeting ID,
(host will give you the meeting ID – then “join”)

輸入會議 ID 編號，
（會議主辦者提供
會議 ID 編號 – “join”）



PC version

You can choose your own virtual background
 您可以選擇自己的虛擬背景



Choose Virtual Background

